



Go23

Semi Automatic Programmable SMD Stencil Printer with Vision System



During the past, the development of SMT technology has generated many new needs for print process. GO23 is an entire innovation, which takes over good properties of the predecessor GO3 together with practical experiences from many customers. This system address main needs of today´s and future printing in small series flexible production.

Go23 - Easy and repeatable print process with low investment costs.

- Maximal printing area for 23" stencil
- Printing of very small chips, BGA, LGA structures
- Minimal pitch of squeegee edges.
- Fine control of snap-off process (speed, uniformity)
- Special console for the machine available to save shopfloor space

PLC controller with touch screen and programming capability.






MENU	
AUTO	SETUP + MANUAL
SERVICE MENU	INFO + DEFECTS
SQUEEGEE HOME POSITION	TABLE HOME POSITION
MESSAGES	

SERVICE MENU		MENU
SQUEEGEE SETUP	PANEL SETUP	
INPUTS	OUTPUTS	
PASSWORDS	CONFIGURATION	

AUTO		MENU
SNAP-OFF SPEED:	6	Program: 99
SNAP-OFF DIST.:	2	99
THICKNESS BOARD:	4.0	PROCESSED BOARDS: 999 DEL
OVER STENCIL:	1.5	SQ. UP
PRINT SPEED :	150	SQ.1 SQ.2
REAR STOPPER:	400	
FRONT STOPPER:	0	
PRINT STROKE N _r :	10	
READY TO CYCLE		CLOSE

SETUP / MANUAL		MENU
SQ. REAR POSITION:	400	THICKNESS BOARD: 4.0
SQ. FRONT POSITION:	0	OVERLAP STENCIL POS.: 1.5
PRINT SPEED:	150	SNAP-OFF SPEED: 6
PRINT STROKE N _r :	10	SNAP-OFF DISTANCE: 2.0
SQUEEGEE HOME POSITION		TABLE HOME POSITION
SQ. REAR	SQ. UP	TABLE UP
SQ. FRONT	SQ.1	TABLE DOWN
FRAME POSITION:		OPEN
		CLOSE

Unique Squeegees Clamping System




Go23 - Comfortable Setup and Handling

Easy opening with pneumatic servo- system. Stops at any angle. Wide total opening angle for easy stencil cleaning and table tool setting.



Adjustable clamping of the frames from 12" to 23" width



Adjustable magnetic board support of PCB for thickness from 0,5 to 4 mm. Space under PCB 24 mm. Vacuum PCB hold units.

Controlled height of squeegee lifting up to 40 mm. Print frame change w/o dismounting squeegee possible



Easy access to printing area for solder paste application




Extra wide opening angle



Comfortable handling of the cameras enables to find right position by laser spot



Fast PCB change thanks to partial opening possibility



Pneumatic clamping of print frame with thickness up to 40 mm.

Better rigidity and accuracy of printing

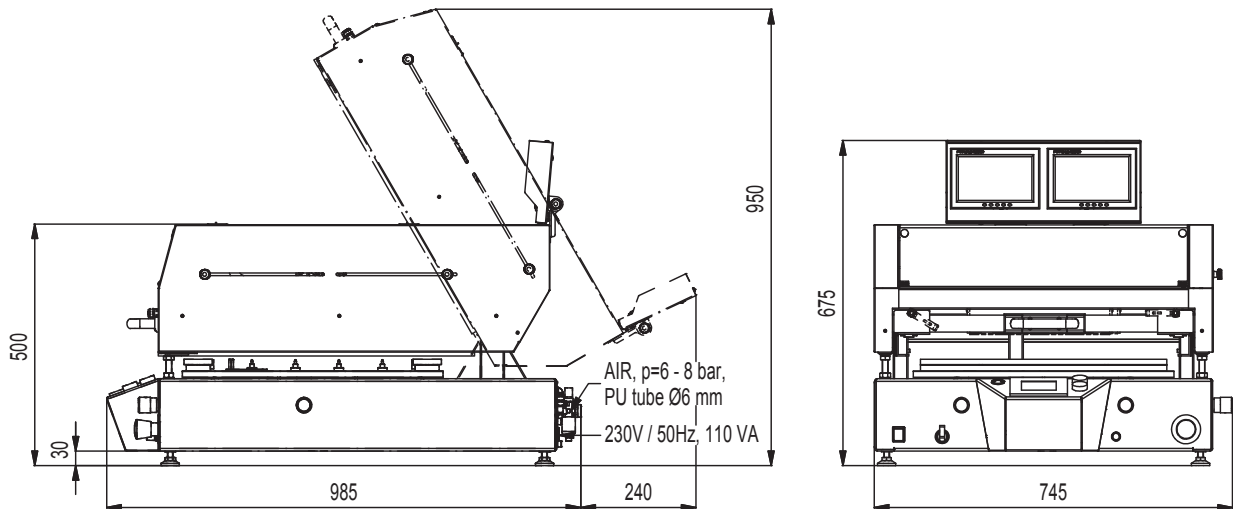
Go23 - Technical Data

Data of machine

Stencil frame size: (W x L x H)	Maximal	600 x 600 x 33 mm, (23,6" x 23,6" x 1,3")
	Standard	584 x 584 x 18-33 mm, (23" x 23" x 0,7-1,3")
	Minimal	300 x 300 x 18 mm, (11,8" x 11,8" x 0,7)
Print table:		540 x 540 mm
Print area: (W x stroke)	Maximal	480 x 400 mm
	Minimal	50 x 60 mm
Squeegee width		210, 290, 370, 450, 490 mm
Frame weight	Maximal	8 kg
PCB dimensions: (W x L x H)	Maximal	510 x 420 x 4 mm, (20" x 16,5" x 0,16")
	Minimal	50 x 60 x 0.5 mm, (1,9" x 2,4" x 0,02")
Print cycle time:	Typical	15-30 s
Print accuracy:		±20 µm in 3σ
Camera system		Two color CCD cameras
Power supply:		L + N + PE, 230 V/ 50 Hz, protection T 2 A (for U.S.A. 110 V/ 60 Hz, protection B16A)
Pressure air:		Min. 6.0 Bar, max. 8 Bar, filtered 2 µm, 40 l/min.
Total weight:		90 kg
Dimensions: (W x L x H)		745 x 985 x 675 mm

Programmable parameters

Print Modus:	One or more print stroke
Print Speed:	20-150 mm/s
Print pressure:	20-100 N
Snap- off speed:	0,5-6 mm/s
Upper level of table setting:	0-5 mm
PCB thickness:	0,5-4 mm
Print stroke:	60-400 mm
Print table centering range:	X, Y, (theta): ±10 mm (± 3°)



PBT local distributor

I-TRONIK

I-TRONIK S.R.L. - Macchine e prodotti per l'industria elettronica
Via dell'Artigianato, 20 - 35010 - Peraga di Vigonza (PD)
Tel. +39.049.895.2300 - Fax +39.049.893.4822 - P.IVA 01443020282
commerciale@itronik.it - www.itronik.it